



Park Vale Academy Catch up strategies 2017-18

Cost ▾

Evidence Strength ▾

Impact (months)




Strategies	Catch up allocation (£)	New or continued activity / cost?	Key Stage	Purpose / Impact /EEF toolkit evaluation
1:1 Tuition Reading Acceleration	£3,200 (2017-18)	Continuing	3	<p>60 year 7 students (30 non PP students) received 1:1 tuition reading acceleration sessions. The allocation was spent on books and staffing. The students made an average 18 months progress in 10 months.</p> <p>EEF toolkit evaluation:</p> <div style="display: flex; justify-content: space-between; align-items: flex-start;"> <div style="width: 60%;"> <p>Individualised instruction Moderate impact for very low cost, based on moderate evidence.</p> <p>Small group tuition Moderate impact for moderate cost, based on limited evidence.</p> </div> <div style="width: 35%; text-align: right;">  </div> </div>
Lexia Reading Programme	£3,402 (2017-18)	Continuing	3	<p>64 students with the lowest reading ages in year 7 undertook this reading programme to improve their reading ages through the study and practice of phonics. The allocation was spent on software, reprographics, headsets and staffing. The students made an average of 22 months progress in 10 months.</p> <p>EEF toolkit evaluation:</p> <div style="display: flex; justify-content: space-between; align-items: flex-start;"> <div style="width: 60%;"> <p>Reading comprehension strategies High impact for very low cost, based on extensive evidence.</p> <p>Teaching assistants Low impact for high cost, based on limited evidence.</p> </div> <div style="width: 35%; text-align: right;">  </div> </div>

Park Vale Academy Catch up strategies 2017-18

Cost -

Evidence Strength -

Impact (months)

Strategies	PP allocation (£)	New or continued activity / cost?	Key Stage	Purpose / Impact /EEF toolkit evaluation
ARTi package to boost reading ages	£1,050 (2017-18)	Continuing	3	<p>The ARTi software package has contributed to the overall literacy progress of 64 year 7 students (32 non PP students). The students made an average of 22 months progress in 10 months.</p> <p>EEF toolkit evaluation:</p> 
Star and AR (Accelerated Reading)	£2,623 (2017-18)	Continuing	3	<p>The Star and AR software has contributed to the overall literacy progress of 64 year 7 students (32 non PP students). The students made an average of 22 months progress in 10 months</p> <p>EEF toolkit evaluation:</p> 
Numeracy catch-up small group tuition	£2,800 (2017-18)	Continuing	3	<p>This intervention was aimed at the 40 students who arrived at Park Vale with the lowest numeracy scores. The funding was spent on maths resources and staffing, and part of an interventon tutor's salary. 57% of this year 7 cohort are now on or above target grade, compared to 45% at the first year 7 data collection point.</p> <p>EEF toolkit evaluation:</p> 

Park Vale Academy Catch up strategies 2017-18

Cost - Evidence Strength - Impact (months)
 Cost - Evidence Strength - Impact (months)

Strategies	PP allocation (£)	New or continued activity / cost?	Key Stage	Purpose / Impact /EEF toolkit evaluation
AR book shelving and book bags for year 7	£1200 (2017-18)	Book shelving = new cost	3	AR books more accessible for lower ability readers, and students more organised with book bags.

Catch up Income 2017-2018	£14,481
Total Spend 2017-2018	£14,275